



Treasure Hunt



A GEOMETRY AND ARITHMETIC GAME

Warning!

This resource is **protected by copyright** under the DMCA. If you received it from any source other than downloading it yourself from <http://schoolencasa.com> , you have received an **illegal copy**. If you received an illegal copy from another website, please contact me.

You have permission to use this resource in your own classroom or home. You do not have permission to share this resource with anyone else. To share it with another teacher or parent, please refer them to my blog, [School en casa](#).

This document may not be uploaded to any other website or used in any other way without express permission. Please respect my work and intellectual property.

Thank you!

[School en casa](#)

schoolencasa@gmail.com



Treasure Hunt

Materials:








































- 🍌 Treasure Hunt gameboard, laminated or placed in a heavy-duty page protector
- 🍌 2 dice
- 🍌 2 dry-erase markers
- 🍌 Paper for adding up how much treasure you found

Instructions:

1. The player with the longest hair begins.
2. The first player rolls both dice. Draw a polygon that covers that number of rectangles on the gameboard. Then write down how much treasure you found in your polygon. Add up the amount you found.
3. The next player rolls the dice and follows the same steps.
4. Keep playing until two turns pass without either player being able to draw a polygon on the board.
5. Add up how much treasure you found overall to see who won the game.
6. Erase the board and play again, or leave the game ready for the next players.










































Treasure Hunt










































Treasure Hunt



Treasure Hunt

 214		 531				 164			 745
	 656		 885		 432		 756	 316	
 491		 149		 917	 73			 283	
 829	 672					 328			 167
 232		 425		 554				 346	 991
		 662			 798				
 921			 119				 587		
	 264				 578	 342			 833
	 795	 418		 836				 657	
		 971			 289	 122			



Treasure Hunt

Materials:












































- 🍌 Treasure Hunt gameboard, laminated or placed in a heavy-duty page protector
- 🍌 2 dice
- 🍌 2 dry-erase markers
- 🍌 Paper for adding up how much treasure you found

Instructions:

1. The player with the longest hair begins.
2. The first player rolls both dice. Draw a polygon that covers that number of rectangles on the gameboard.
3. The next player rolls the dice and follows the same steps.
4. Keep playing until two turns pass without either player being able to draw a polygon on the board.
5. Count how many gold and how many silver coins you found in your polygons.
6. Roll one die to see how much each gold coin is worth.
7. Roll one die to see how much each silver coin is worth.
8. Multiply and add to see how much treasure you found. The person with the most treasure wins.
9. Erase the board and play again, or leave the game ready for the next players.



Treasure Hunt




Thanks for downloading this resource!

Thanks to Lita Lita for the coin clipart, and Kimberly Geswein for the title font.

Questions, problems, or suggestions? Contact me at: schoolencasa@gmail.com

Click on any of these buttons to connect with me on these social networks!



And don't forget to check the [free resources page](#) on the School en casa blog for more fun learning!